

[Home](#)[Validate](#)

### General information about company

Scrip code	519091
NSE Symbol	TASTYBITE
MSEI Symbol	NOTLISTED
ISIN	INE488B01017
Name of the company	TASTY BITE EATABLES LIMITED
Whether company is SME	No
Class of Security	Equity Shares
Type of report	Quarterly
Quarter Ended / Half year ended/Date of Report (For Prelisting / Allotment)	31-03-2025
Date of allotment / extinguishment (in case Capital Restructuring selected) / Listing Date	
Shareholding pattern filed under	Regulation 31 (1) (b)
Whether the listed entity is Public Sector Undertaking (PSU)?	No

[Home](#)[Validate](#)

Sr. No.	Particular	Yes/No	Promoter and Promoter Group	Public shareholder	Non Promoter- Non Public
1	Whether the Listed Entity has issued any partly paid up shares?	No	No	No	No
2	Whether the Listed Entity has issued any Convertible Securities ?	No	No	No	No
3	Whether the Listed Entity has issued any Warrants ?	No	No	No	No
4	Whether Listed Entity has granted any ESOPs, which are outstanding?	No	No	No	No
5	Whether the Listed Entity has any shares against which depository receipts are issued?	No	No	No	No
6	Whether the Listed Entity has any shares in locked-in?	No	No	No	No
7	Whether any shares held by promoters are encumbered under "Pledged"?	No	No		
8	Whether any shares held by promoters are encumbered under "Non-Disposal Undertaking"?	No	No		
9	Whether any shares held by promoters are encumbered, other than by way of Pledge or NDU, if any?	No	No		
10	Whether company has equity shares with differential voting rights?	No	No	No	No
11	Whether the listed entity has any significant beneficial owner?	No			




[Home](#)[Validate](#)

Sr. No.	Category & Name of the Shareholders (I)	Nos. Of shareholders (III)
<b>A</b>	<b>Table II - Statement showing shareholding pattern of the Promoter and Promoter Group</b>	
<b>(1)</b>	<b>Indian</b>	
(a)	<a href="#">Individuals/Hindu undivided Family</a>	
(b)	<a href="#">Central Government/ State Government(s)</a>	
(c)	<a href="#">Financial Institutions/ Banks</a>	
(d)	<a href="#">Any Other (specify)</a>	1
<b>Sub-Total (A)(1)</b>		1
<b>(2)</b>	<b>Foreign</b>	
(a)	<a href="#">Individuals (NonResident Individuals/ Foreign Individuals)</a>	
(b)	<a href="#">Government</a>	
(c)	<a href="#">Institutions</a>	
(d)	<a href="#">Foreign Portfolio Investor</a>	
(e)	<a href="#">Any Other (specify)</a>	1
<b>Sub-Total (A)(2)</b>		1
<b>Total Shareholding of Promoter and Promoter Group (A)=(A)(1)+(A)(2)</b>		2
<a href="#">Details of Shares which remain unclaimed for Promoter &amp; Promoter Group</a>		
<b>B</b>	<b>Table III - Statement showing shareholding pattern of the Public shareholder</b> <b>Note : Kindly show details</b>	
<b>(1)</b>	<b>Institutions (Domestic)</b>	
(a)	<a href="#">Mutual Funds</a>	
(b)	<a href="#">Venture Capital Funds</a>	
(c)	<a href="#">Alternate Investment Funds</a>	2
(d)	<a href="#">Banks</a>	

(e)	<a href="#">Insurance Companies</a>	
(f)	<a href="#">Provident Funds/ Pension Funds</a>	
(g)	<a href="#">Asset reconstruction companies</a>	
(h)	<a href="#">Sovereign Wealth Funds</a>	
(i)	<a href="#">NBFCs registered with RBI</a>	
(j)	<a href="#">Other Financial Institutions</a>	
(k)	<a href="#">Any Other (specify)</a>	
<b>Sub-Total (B)(1)</b>		<b>2</b>
<b>(2)</b>	<b>Institutions (Foreign)</b>	
(a)	<a href="#">Foreign Direct Investment</a>	
(b)	<a href="#">Foreign Venture Capital Investors</a>	
(c)	<a href="#">Sovereign Wealth Funds</a>	
(d)	<a href="#">Foreign Portfolio Investors Category I</a>	8
(e)	<a href="#">Foreign Portfolio Investors Category II</a>	1
(f)	<a href="#">Overseas Depositories (holding DRs) (balancing figure)</a>	
(g)	<a href="#">Any Other (specify)</a>	
<b>Sub-Total (B)(2)</b>		<b>9</b>
<b>(3)</b>	<b>Central Government / State Government(s)</b>	
(a)	<a href="#">Central Government / President of India</a>	
(b)	<a href="#">State Government / Governor</a>	
(c)	<a href="#">Shareholding by Companies or Bodies Corporate where Central / State Government is a promoter</a>	
<b>Sub-Total (B)(3)</b>		
<b>(4)</b>	<b>Non-institutions</b>	
(a)	<a href="#">Associate companies / Subsidiaries</a>	
(b)	<a href="#">Directors and their relatives (excluding independent directors and nominee directors)</a>	
(c)	<a href="#">Key Managerial Personnel</a>	
(d)	<a href="#">Relatives of promoters (other than 'immediate relatives' of promoters disclosed under 'Promoter and Promoter Group' category)</a>	

(e)	<a href="#">Trusts where any person belonging to 'Promoter and Promoter Group' category is 'trustee', 'beneficiary', or 'author of the trust'</a>	
(f)	<a href="#">Investor Education and Protection Fund (IEPF)</a>	1
(g)	<a href="#">Resident Individuals holding nominal share capital up to Rs. 2 lakhs</a>	20695
(h)	<a href="#">Resident Individuals holding nominal share capital in excess of Rs. 2 lakhs</a>	3
(i)	<a href="#">Non Resident Indians (NRIs)</a>	400
(j)	<a href="#">Foreign Nationals</a>	
(k)	<a href="#">Foreign Companies</a>	
(l)	<a href="#">Bodies Corporate</a>	161
(m)	<a href="#">Any Other (specify)</a>	504
<b>Sub-Total (B)(4)</b>		21764
<b>Total Public Shareholding (B)=(B)(1)+(B)(2)+(B)(3)+(B)(4)</b>		21775
<a href="#">Details of the shareholders acting as persons in Concert for Public</a>		
<a href="#">Details of Shares which remain unclaimed for Public</a>		
<b>C</b>	<b>Table IV - Statement showing shareholding pattern of the Non Promoter- Non</b>	
(1)	<a href="#">Custodian/DR Holder - Name of DR Holders (If Available)</a>	
(2)	<a href="#">Employee Benefit Trust / Employee Welfare Trust under SEBI (Share Based Employee Benefits and Sweat Equity) Regulations, 2021</a>	
<b>Total NonPromoter- Non Public Shareholding (C)= (C)(1)+(C)(2)</b>		
<b>Total ( A+B+C2 )</b>		21777
<b>Total (A+B+C)</b>		21777



No. of fully paid up equity shares held (IV)	No. Of Partly paid-up equity shares held (V)	No. Of shares underlying Depository Receipts (VI)	Total nos. shares held (VII) = (IV)+(V)+ (VI)
--	--	---	---

**Investor Group**

1904510			1904510
1904510			1904510

300			300
300			300
1904810			1904810

**Details of shareholders having more than one percentage of total no of shares. Please refer software**

15603			15603

15603			15603



95768			95768
268			268
96036			96036







38531			38531
365443			365443
97102			97102
10343			10343
27157			27157
10975			10975
549551			549551
661190			661190

**on Public shareholder**

2566000			2566000
2566000			2566000

**Disclosure of notes on sl**

**Disclosure of notes in case of promoter holding in dematerialised form is less t**

**Disclosure of notes in case of public share holding is less**

---

**Disclosure of notes on shareholding pattern for company r**

---

Shareholding as a % of total no. of shares (calculated as per SCRR, 1957) (VIII) As a % of (A+B+C2)	Number of Voting Rights held in each class of securities(I		
	No of Voting (XIV)Rights		
	Class eg: X	Class eg:Y	Total



74.22	1904510.00		1904510
74.22	1904510.00		1904510



0.01	300.00		300
0.01	300.00		300
74.23	1904810.00		1904810



0.61	15603		15603

0.61	15603		15603



3.73	95768		95768
0.01	268		268
3.74	96036		96036







1.50	38531		38531
14.24	365443		365443
3.78	97102		97102
0.40	10343		10343
1.06	27157		27157
0.43	10975		10975
21.42	549551.00		549551
25.77	661190		661190

100.00	2566000.00		2566000
100.00	2566000.00		2566000
Shareholding pattern	<a href="#">Add Notes</a>		
More than 100 percentage	<a href="#">Add Notes</a>		
More than 25 percentage	<a href="#">Add Notes</a>		

emarks explanatory

Add Notes

(X)			
Total as a % of Total Voting rights	No. Of Shares Underlying Outstanding convertible securities (XA)	No. of Shares Underlying Outstanding Warrants (XB)	No. Of Outstanding ESOP Granted (XC)



74.22			
74.22			



0.01			
0.01			
74.23			



0.61			

0.61			



3.73			
0.01			
3.74			








1.50			
14.24			
3.78			
0.40			
1.06			
0.43			
21.42			
25.77			

100.00			
100.00			



No. of Shares Underlying Outstanding convertible securities, No. of Warrants and ESOP etc. (X) = (XA+XB+XC)	Total No. of shares on fully diluted basis (including warrants, ESOP, Convertible Securities etc.) (XI)=(VII+X)	Shareholding , as a % assuming full conversion of convertible securities ( as a percentage of diluted share capital) (XII)= (VII)+(X) As a % of (A+B+C2)	Number of Loans (XI)
			No. (a)

	1904510	74.22	
	1904510	74.22	


	300	0.01	
	300	0.01	
	1904810	74.23	

	15603	0.61	



	38531	1.50	
	365443	14.24	
	97102	3.78	
	10343	0.40	
	27157	1.06	
	10975	0.43	
	549551	21.42	
	661190	25.77	

	2566000	100.00	
	2566000	100	




Held in shares (III)	Number of Shares pledged (XIV)		Non-Disposal (XV)
As a % of total Shares held (b)	No. (a)	As a % of total Shares held (b)	No. (a)










Undertaking (V)	Other encumbrances, if any (XVI)		Total Number of SI (XVII) = (XI)
As a % of total Shares held (b)	No. (a)	As a % of total Shares held (b)	No. (a)





--	--	--	--





Shares encumbered (V+XV+XVI)	Number of equity shares held in dematerialized form (XVIII)	Sub-categorization of share Shareholding (No. of shares) u	
		Sub-category (i)	Sub-category (ii)
As a % of total Shares held (b)			
	1904510		
	1904510		
	300		
	300		
	1904810		
	15603	0	0

		15603	0



		95768	0	0
		268	0	0
		96036	0	0








	38531	0	0
	350032	0	0
	97102	0	0
	10343	0	0
	26857	0	0
	9475	0	0
	532340	0	0
	643979	0	0


	2548789		
	2548789	0	0











Sr. No.	Category	Category / More than 1 percentage	Name of the Shareholders (S)	PAN (S)	No. of the Shareholders (S)	No. of Fully paid up equity shares held (S)	Total nos. shares held (S) (S)(S)(S)- (S)	Shareholding as a % of total no. of shares (including all the SCSs, SCS) As a % of (S)-(S)-(S)	Number of Voting Rights held in each class of securities (S)			Total No. of shares on Fully diluted basis (including warrants, ESOP, Convertible Securities etc.) (S)(S)(S)-(S)	Shareholding, as a % assuming full conversion of convertible securities (as a percentage of diluted share capital) (S) (S)-(S)-(S) As a % of (S)-(S)-(S)	Number of equity shares held (S) (S)-(S)-(S)-(S)	Reason for not providing PAN	Sub-categorization of shares		
									No. of Voting (S) Rights		Total no. x % of Total Voting rights					Shareholding (No. of shares) under		
									Class or X	Total						Sub-Category (S)	Sub-Category (S)	Sub-Category (S)
<b>Notes:</b> Any Other Remarks																		
<b>Total</b>																		
1	Self	Category				121	121	0.01	121	121	0.01	121	0.01	121		0	0	0
2	Equity	Category				3	3	0.01	3	3	0.01	3	0.01	3		0	0	0
<b>Total</b>																		
						124	124	0.01	124	124	0.01	124	0.01	124		0	0	0

[Home](#)[Validate](#)**Table VI - Statement showing foreign ownership limits**

Particular	Approved limits (%)	Limits utilized (%)
As on shareholding date	100.00	3.89
As on the end of previous 1st quarter	100.00	4.32
As on the end of previous 2nd quarter	100.00	4.33
As on the end of previous 3rd quarter	100.00	4.02
As on the end of previous 4th quarter	100.00	3.97

**Notes :-**

- 1) "Approved Limits (%)" means the limit approved by Board of Directors / shareholders of the Listed entity. In case the listed entity has no Board approved limit, provide details of sectoral / statutory cap prescribed by Government / Regulatory Authorities
- 2) Details of Foreign ownership includes foreign ownership / investments as specified in Rule 2(s) of the Foreign Exchange Management (Non-debt Instruments) Rules, 2019, made under the Foreign Exchange Management Act, 1999.