


Home

Validate

1/5

General information about company

Scrip code	519091
Name of the company	Tasty Bite Eatables Limited
Whether company is SME	No
Class of Security	Equity Shares
Type of report	Quarterly
Quarter Ended / Half year ended/Date of Report (For Prelisting / Allotment)	31-12-2016
Date of allotment / extinguishment (in case Capital Restructuring selected) / Listing Date	
Shareholding pattern filed under	Regulation 31 (1) (b)




2/5

Home

Validate


Sr. No.	Particular	Yes/No
1	Whether the Listed Entity has issued any partly paid up shares?	No
2	Whether the Listed Entity has issued any Convertible Securities ?	No
3	Whether the Listed Entity has issued any Warrants ?	No
4	Whether the Listed Entity has any shares against which depository receipts are issued?	No
5	Whether the Listed Entity has any shares in locked-in?	No
6	Whether any shares held by promoters are pledge or otherwise encumbered?	No
7	Whether company has equity shares with differential voting rights?	No



3/5


Table I - Summary Statement holding of specified securities

Category	Category of Shareholder	No of Shareholders	No of fully paid up equity shares held	No of Partly paid-up equity shares held	No of Shares Underlying Depository Receipts	Total No of Shares Held (VII) = (IV)+(V)+(VI)	Shareholding as a % of total no of shares (As a % of (A+B+C2))	Number of Voting Rights held in each class of securities			No of Shares Underlying Outstanding convertible securities (Including Warrants)	Shareholding as a % assuming full conversion of convertible Securities (as a percentage of	Number of Locked in Shares		Number of Shares pledged or otherwise encumbered		Number of equity shares held in dematerialized form	
								No of Voting Rights		Total as a % of (A+B+C)			No.	As a % of total Shares	No.	As a % of total Shares held		
								Class X	Class Y									Total
(I)	(II)	(III)	(IV)	(V)	(VI)	(VII)	(VIII)	(IX)			(X)	(XI)	(XII)		(XIII)		(XIV)	
	Promoter & Promoter Group	2	1904810	0	0	1904810	74.23	1904810	0	1904810	74.23	0	74.23	0	0.00	0	0.00	1904810
(B)	Public	3709	661190	0	0	661190	25.77	661190	0	661190	25.77	0	25.77	0	0.00	NA	NA	537928
(C)	Non Promoter-Non Public																	
(C1)	Shares underlying DRs	0	0	0	0	0	NA	0	0	0	0.00	0	NA	0	0.00	NA	NA	0
(C2)	Shares held by Employees Trusts	0	0	0	0	0	0.00	0	0	0	0.00	0	0.00	0	0.00	NA	NA	0
	Total:	3711	2566000	0	0	2566000	100.00	2566000	0	2566000	100.00	0	100.00	0	0.00	0	0.00	2442738



4/5

Sr.	Category & Name of the Shareholders (I)	Nos. Of shareholders (III)	No. of fully paid up equity shares held (IV)	Total nos. shares held (VII) = (IV)+(V)+ (VI)	Shareholding as a % of total no. of shares (calculated as per SCRR, 1957) (VIII) As a % of (A+B+C2)	Number of Voting Rights held in each class of securities(IX)			Shareholding , as a % assuming full conversion of convertible securities (as a percentage of diluted share capital) (XI)= (VII)+(X) As a % of (A+B+C2)	Number of equity shares held in dematerialized form (XIV)
						No of Voting (XIV)Rights		Total as a % of Total Voting rights		
						Class eg: X	Total			
A	Table II - Statement showing shareholding pattern of the Promoter and Promoter Group									
(1)	Indian									
(a)	Individuals/Hindu undivided Family									
(b)	Central Government/ State Government(s)									
(c)	Financial Institutions/ Banks									
(d)	Any Other (specify)	1	1904510	1904510	74.22	1904510.00	1904510	74.22	74.22	1904510
Sub-Total (A)(1)		1	1904510	1904510	74.22	1904510.00	1904510	74.22	74.22	1904510
(2)	Foreign									
(a)	Individuals (NonResident Individuals/ Foreign Individuals)									
(b)	Government									
(c)	Institutions									
(d)	Foreign Portfolio Investor									
(e)	Any Other (specify)	1	300	300	0.01	300.00	300	0.01	0.01	300
Sub-Total (A)(2)		1	300	300	0.01	300.00	300	0.01	0.01	300
Total Shareholding of Promoter and Promoter Group (A)=(A)(1)+(A)(2)		2	1904810	1904810	74.23	1904810.00	1904810	74.23	74.23	1904810
	Details of Shares which remain unclaimed for Promoter & Promoter Group									
B	Table III - Statement showing shareholding pattern of the Public shareholder									
Note : Kindly show details of shareholders having more than one percentage of total no of shares. Please refer software manual.										
(1)	Institutions									
(a)	Mutual Funds									
(b)	Venture Capital Funds									
(c)	Alternate Investment Funds									
(d)	Foreign Venture Capital Investors									
(e)	Foreign Portfolio Investors									
(f)	Financial Institutions/ Banks	1	1500	1500	0.06	1500	1500	0.06	0.06	0
(g)	Insurance Companies									
(h)	Provident Funds/ Pension Funds									
(i)	Any Other (specify)									
Sub-Total (B)(1)		1	1500	1500	0.06	1500.00	1500	0.06	0.06	0
(2)	Central Government/ State Government(s)/ President of India									
Sub-Total (B)(2)										



(3) Non-institutions										
	Individuals -									
(a(i))	i. Individual shareholders holding nominal share capital up to Rs. 2 lakhs.	3471	474924	474924	18.51	474924	474924	18.51	18.51	353463
	Individuals -									
(a(ii))	ii. Individual shareholders holding nominal share capital in excess of Rs. 2 lakhs.	3	134221	134221	5.23	134221	134221	5.23	5.23	134221
(b)	NBFCs registered with RBI									
(c)	Employee Trusts									
(d)	Overseas Depositories (holding DRs) (balancing figure)									
(e)	Any Other (specify)	234	50545	50545	1.97	50545	50545	1.97	1.97	50244
Sub-Total (B)(3)		3708	659690	659690	25.71	659690.00	659690	25.71	25.71	537928
Total Public Shareholding (B)=(B)(1)+(B)(2)+(B)(3)		3709	661190	661190	25.77	661190.00	661190	25.77	25.77	537928
Details of the shareholders acting as persons in Concert for Public										
Details of Shares which remain unclaimed for Public										
C Table IV - Statement showing shareholding pattern of the Non Promoter- Non Public shareholder										
(1)	Custodian/DR Holder- Name of DR Holders (If Available)									
(2)	Employee Benefit Trust (under SEBI (Share based Employee Benefit) Regulations, 2014)									
Total NonPromoter- Non Public Shareholding (C)= (C)(1)+(C)(2)										
Total (A+B+C2)		3711	2566000	2566000	100.00	2566000.00	2566000	100.00	100.00	2442738
Total (A+B+C)		3711	2566000	2566000	100.00	2566000.00	2566000	100.00	100.00	2442738
Disclosure of notes on shareholding pattern										
Add Notes										

