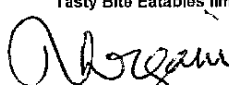




 <b>TASTY BITE EATABLES LTD.</b> Regd. & Corporate Office: 204, Mayfair Towers, Wakdevadi, Pune - 411005 Works : Bhandgaon, Taluka Daund, Dist. Pune, Maharashtra <b>Audited Financial Results for the Year Ended March 31, 2009</b> (Rs/Lakhs)						
Sr No.	Particulars	Nine Months ended 31.12.08	Quarter ended 31.03.09	Quarter ended 31.03.08	Audited Year-ended 31.03.09	Audited Year-ended 31.03.08
1	Net Sales	3,091.11	1,142.71	769.05	4,233.82	3,234.13
2	Income from operations	211.36	133.22	121.40	344.58	328.38
	<b>Total Income</b>	<b>3,302.47</b>	<b>1,275.93</b>	<b>890.45</b>	<b>4,578.40</b>	<b>3,562.51</b>
3	<b>Expenditure</b>					
	(a) (Increase)/decrease in stock in trade	22.93	(7.05)	(26.67)	15.88	(62.25)
	(b) Consumption of Raw Materials	1,741.62	630.69	488.03	2,372.31	2,034.73
	(c) Purchase of Trading Goods	9.21	-	-	9.21	-
	(d) Staff Cost	403.24	184.22	140.03	587.46	531.15
	(e) Depreciation	77.26	22.12	23.07	99.38	86.47
	(f) Other Expenditure	1,040.76	177.86	269.86	1,218.62	789.79
	<b>Total Expenditure</b>	<b>3,295.02</b>	<b>1,007.84</b>	<b>894.32</b>	<b>4,302.86</b>	<b>3,379.89</b>
4	Profit from Operations before Other Income, Interest and Exceptional items	7.45	268.09	(3.87)	275.54	182.62
5	Other Income	37.90	16.40	31.11	54.30	47.77
6	Profit before Interest and Exceptional Items	45.35	284.49	27.24	329.84	230.39
7	Interest and Finance Charges	71.26	26.20	18.11	97.46	71.08
8	Profit after Interest but before exceptional items	(25.91)	258.29	9.13	232.38	159.31
9	Prior Period Adjustments (net)	-	0.76	(14.69)	0.76	(14.69)
10	Profit/(Loss) from ordinary items before Tax	(25.91)	257.53	23.82	231.62	174.00
11	Provision for Taxation	3.25	63.50	(4.79)	66.75	12.00
12	Provision for Deferred Tax	13.68	6.77	(6.33)	20.45	41.92
13	Fringe Benefit Tax	2.45	0.94	0.82	3.39	3.11
14	<b>Net Profit/(Loss)</b>	<b>(45.29)</b>	<b>186.32</b>	<b>34.12</b>	<b>141.03</b>	<b>116.97</b>
15	Paid up Equity Share Capital (Face Value of Rs 10/- each)	256.60	256.60	256.60	256.60	256.60
16	Reserves excluding revaluation reserves				1,312.92	1,312.92
17	Basic and diluted EPS	(1.77)	7.27	1.33	5.50	4.56
18	Aggregate of non-promoter shareholding					
19	- Number of Shares	661,490	661,490	661,490	661,490	661,490
	- Percentage of Holding	26%	26%	26%	26%	26%
<b>Notes.</b>						
1	The above audited Financial Results were reviewed by the audit committee and are approved by the Board of Directors at their meeting held on May 29, 2009.					
2	Previous years' figures have been regrouped wherever considered necessary.					
3	Exchange differences arising from revaluation of long term foreign currency monetary liabilities towards acquisition of fixed assets has been charged to the profit and loss account as per Accounting Standard 11 as prescribed by the Companies (Accounting Standards) Rules, 2006 read with the Companies (Accounting Standards) Amendment Rules, 2009 thereon notified on March 31, 2009 by Ministry of Corporate Affairs.					
4	Investor Complaints for the Quarter 1st January 2009 to 31st March 2009: Opening - Nil, Received During the Quarter - Nil, Resolved During the Quarter - 1, Pending - Nil.					
For and on behalf of Board of Tasty Bite Eatables limited  Rajat Nigam Managing Director						
Place : Pune Date : 29th May 2009						



 <b>TASTY BITE EATABLES LTD</b> Regd. & Corporate Office: 204, Mayfair Towers, Wakdevadi, Pune - 411005 Works : Bhandgaon, Taluka Daund, Dist. Pune, Maharashtra <b>REPORTING OF SEGMENT-WISE REVENUE, RESULTS AND CAPITAL EMPLOYED</b> <b>UNDER CLAUSE 41 OF THE LISTING AGREEMENT FOR THE YEAR ENDED ON 31.03.2009</b> (Rs/Lakhs)						
Sr No.	Particulars	Nine Months ended 31.12.08	Quarter ended 31.03.09	Quarter ended 31.03.08	Audited Year-ended 31.03.09	Audited Year-ended 31.03.08
1	<b>Segment Revenue</b>					
a)	Ready To Serve Foods	3,299.27	1,266.16	881.22	4,565.43	3,528.88
b)	Other Operations ( Cold Storage & Processing) Less :-Inter Segment Revenue	22.83	7.14	14.15	29.97	47.79
	<b>Net Sales/Income From Operations</b>	<b>3,322.10</b>	<b>1,273.30</b>	<b>895.37</b>	<b>4,595.40</b>	<b>3,576.67</b>
2	<b>Segment Revenue Profit/Loss Before Tax &amp; Extraordinary Items</b>					
a)	Ready To Serve Foods	59.46	141.37	61.41	200.83	313.43
b)	Other Operations	(10.14)	(6.74)	2.48	(16.88)	3.35
	<b>Other Unallocable expenditure ( Net of Unallocable Income)</b>	<b>(75.23)</b>	<b>122.90</b>	<b>(40.07)</b>	<b>47.67</b>	<b>(142.78)</b>
	<b>Total Profit before Tax</b>	<b>(25.91)</b>	<b>257.53</b>	<b>23.82</b>	<b>231.62</b>	<b>174.00</b>
3	<b>Capital Employed</b>					
a)	Ready To Serve Foods	1,286.42	1,511.31	1,309.76	1,511.31	1,309.76
b)	Other Operations	126.18	102.56	141.04	102.56	141.04



*Alzham*