



TASTY BITE EATABLES LTD.



Regd. & Corporate Office: 204, Mayfair Towers, Wakdevadi, Pune - 411005
Works : Bhandgaon, Taluka Daund, Dist. Pune. Maharashtra

Unaudited Financial Results for the Quarter Ended September 30, 2011

(Rs. Lakhs)

Sr. No.	Particulars	Quarter ended 30/09/2011 (Unaudited)	Quarter ended 30/09/2010 (Unaudited)	Half year ended 30/09/2011 (Unaudited)	Half year ended 30/09/2010 (Unaudited)	Year ended 31/03/2011 (Audited)
1	(a) Net Sales/ Income from Operations (b) Other Operating Income	1,375.27 53.92	1,595.00 94.63	2,976.44 120.64	3,530.46 205.04	7,696.58 442.78
	Total Income	1,429.19	1,689.63	3,097.08	3,735.50	8,139.36
2	Expenditure					
	(a) (Increase)/decrease in stock in trade and work in progress	(103.49)	(17.71)	(119.73)	(67.81)	(75.36)
	(b) Consumption of Materials	1,020.73	1,080.91	2,057.79	2,346.24	5,090.49
	(c) Employees Cost	260.69	243.94	518.86	485.37	1,088.23
	(d) Depreciation	45.63	29.25	92.48	79.65	167.62
	(e) Other Expenditure	537.07	297.24	873.15	771.51	1,541.33
	Total Expenditure	1,760.63	1,633.63	3,422.55	3,614.96	7,812.31
3	Profit from Operations before Other Income, Interest and Exceptional Items (1-2)	(331.44)	56.00	(325.47)	120.54	327.05
4	Other Income	19.87	39.92	29.50	41.37	45.99
5	Profit before Interest and Exceptional Items (3+4)	(311.57)	95.92	(295.97)	161.91	373.04
6	Interest expenses	23.34	23.68	49.60	46.32	92.98
7	Profit after interest but before exceptional items (5-6)	(334.91)	72.24	(345.57)	115.59	280.06
8	Exceptional Items - Prior Period Adjustments (Net)	-	14.05	5.26	(12.19)	(28.45)
9	Profit / (Loss) from ordinary items before Tax (7-8)	(334.91)	58.19	(350.83)	127.78	308.51
10	Tax Expenses					
	(a) Current Tax	(6.52)	16.21	-	48.78	103.12
	(b) Deferred Tax	(102.36)	4.77	(109.92)	2.22	16.61
11	Net Profit/ (Loss) from Ordinary activities after Tax (9-10)	(226.03)	37.21	(240.91)	76.78	188.78
12	Extraordinary Item (Net of tax expense)	-	-	-	-	-
13	Net Profit / (Loss) for the period (11-12)	(226.03)	37.21	(240.91)	76.78	188.78
14	Paid up Equity Share Capital (Face Value of Rs 10/- each)	256.60	256.60	256.60	256.60	256.60
15	Reserves excluding revaluation reserves as per Balance Sheet of Previous accounting Year					1,993.20
16	Earning Per Share (EPS) Basic and diluted EPS before / after extraordinary items	(8.81)	1.45	(9.39)	2.99	7.33
17	Public Shareholding					
	- No. of shares	661,490	661,490	661,490	661,490	661,490
	- Percentage of shareholding	26%	26%	26%	26%	26%
18	Promoters and promoter group					
	(a) Pledged/ Encumbered	Nil	Nil	Nil	Nil	Nil
	(b) Non-encumbered					
	- Number of shares	19,04,510	19,04,510	19,04,510	19,04,510	19,04,510
	- Percentage of shares (as a% of the total shareholding of promoter and promoter group)	100	100	100	100	100
	- Percentage of shares (as a% of the total share capital of the company)	74%	74%	74%	74%	74%


Abhigam



Notes.	
1	The above unaudited Financial Results were reviewed by the Audit Committee and are approved by the Board of Directors of the Company at its meeting held on November 11, 2011 and are subjected to review.
2	Previous years' figures have been regrouped wherever considered necessary.
3	Investor complaints for the quarter 1st July 2011 to 30th September 2011: Opening - Nil, Received during the Quarter - 03, Resolved during the Quarter - 03, Pending - Nil.
4	The Company operates in a single business segment i.e. Prepared Foods.
5	Statement of Assets and Liabilities:

	Half Year Ended	
	30/09/2011 (Unaudited)	30/09/2010 (Unaudited)
SHAREHOLDERS' FUNDS:		
(a) Capital	316.13	316.13
(b) Reserves and Surplus	1,752.29	1,911.72
LOAN FUNDS	2,150.23	1,243.25
DEFERRED TAX LIABILITY	27.23	122.75
TOTAL	4,245.88	3,593.85
FIXED ASSETS (including Capital Work in Progress)	2,878.73	2,103.26
CURRENT ASSETS, LOANS AND ADVANCES		
(a) Inventories	900.21	783.55
(b) Sundry Debtors	781.25	957.89
(c) Cash and Bank balances	266.31	162.52
(d) Other current assets	0.17	0.17
(e) Loans and Advances	1,314.47	1,245.20
Less: CURRENT LIABILITIES AND PROVISIONS		
(a) Liabilities	1,175.07	1,037.67
(b) Provisions	720.19	621.07
TOTAL	1,367.15	1,490.59
	4,245.88	3,593.85

For and on behalf of the Board of Directors of
Tasty Bite Eatables Limited



Ravi Nigam
Ravi Nigam
Managing Director

Place : Pune
Date : November 11, 2011

